

ALICE IN PRINCE GEORGE'S COUNTY

2016 Point-in-Time Data

Population: 908,049 • **Number of Households:** 307,816

Median Household Income: \$79,184 (state average: \$78,945)

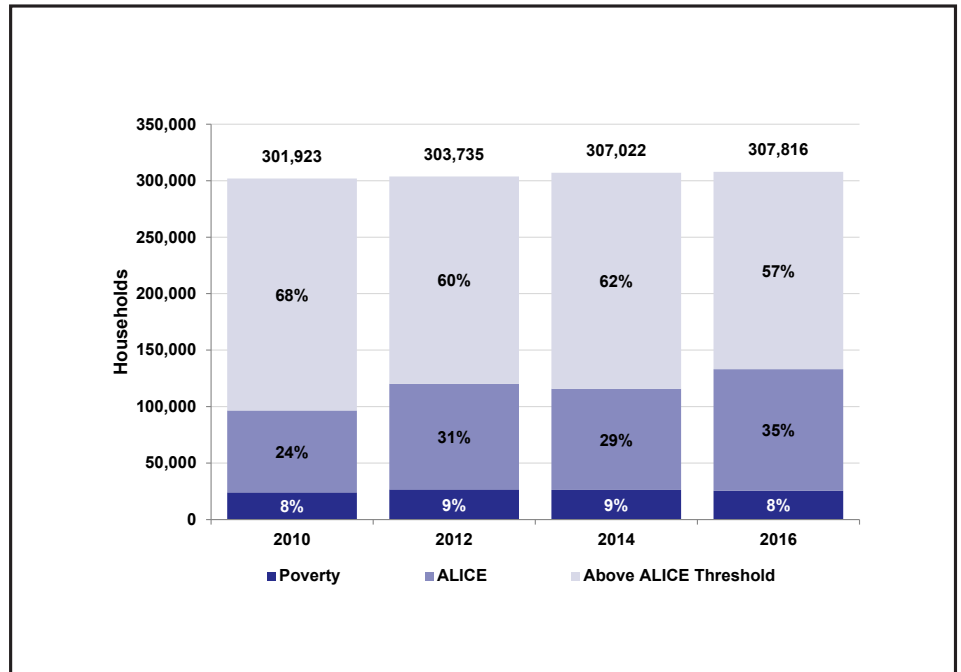
Unemployment Rate: 6% (state average: 5.4%)

ALICE Households: 35% (state average: 28%) • **Households in Poverty:** 8% (state average: 10%)

How has the number of ALICE households changed over time?

ALICE is an acronym for Asset Limited, Income Constrained, Employed – households that earn more than the Federal Poverty Level, but less than the basic cost of living for the county (the ALICE Threshold). Combined, the number of ALICE and poverty-level households equals the total population struggling to afford basic needs. The number of households below the ALICE Threshold changes over time; households move in and out of poverty and ALICE status as their circumstances improve or worsen. The recovery, which started in 2010, has been uneven across the state. Conditions have improved for some families, but with rising costs, many still find themselves struggling.

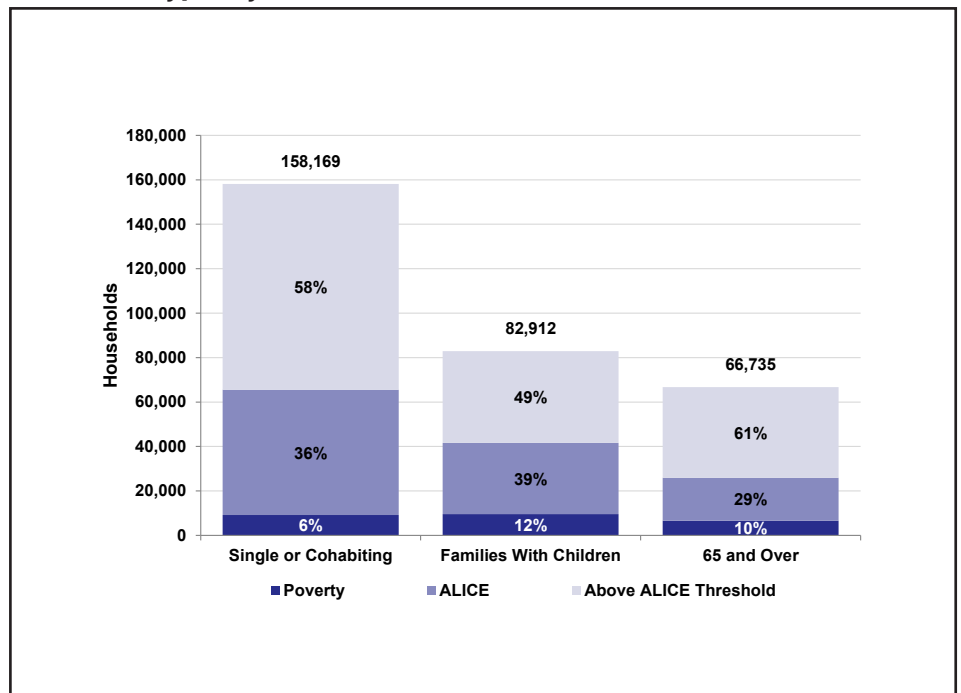
Households by Income, 2010 to 2016



What types of households are struggling?

The way Americans live is changing. There are more different family and living combinations than ever before, including more adults living alone, with roommates, or with their parents. Families with children are changing: There are more non-married cohabiting parents, same-sex parents, and blended families with remarried parents. The number of senior households is also increasing. Yet all types of households continue to struggle: ALICE and poverty-level households exist across all of these living arrangements.

Household Types by Income, 2016



Why do so many households struggle?

The cost of living continues to increase...

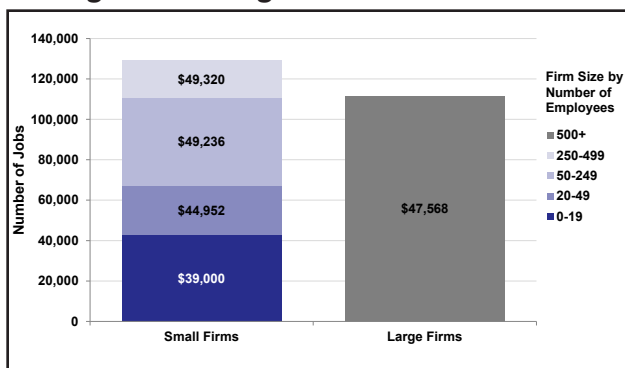
The Household Survival Budget reflects the bare minimum that a household needs to live and work today. It does not include savings for emergencies or future goals like college. Family costs increased by 27 percent statewide from 2010 to 2016.

Household Survival Budget, Prince George's County		
	SINGLE ADULT	2 ADULTS, 1 INFANT, 1 PRESCHOOLER
Monthly Costs		
Housing	\$1,307	\$1,623
Child Care	\$-	\$1,485
Food	\$182	\$603
Transportation	\$116	\$172
Health Care	\$229	\$860
Technology	\$55	\$75
Miscellaneous	\$234	\$561
Taxes	\$452	\$793
Monthly Total	\$2,575	\$6,172
ANNUAL TOTAL	\$30,900	\$74,064
Hourly Wage	\$15.45	\$37.03

...and wages lag behind

Employment and wages vary by location and firm size, but across the state, wages are still often less than the cost of the family Household Survival Budget.

Private-Sector Employment by Firm Size With Average Annual Wages, 2016



Sources: 2016 Point-in-Time Data: American Community Survey. ALICE Demographics: American Community Survey; the ALICE Threshold. Budget: U.S. Department of Housing and Urban Development; U.S. Department of Agriculture; Bureau of Labor Statistics; Internal Revenue Service; Tax Foundation; and Maryland Family Network, 2016.

Prince George's County, 2016		
Town	Total HH	% ALICE & Poverty
Accokeek	3,839	20%
Adelphi	5,129	56%
Andrews AFB	902	59%
Aquasco	298	42%
Baden	751	33%
Beltsville	5,506	46%
Berwyn Heights	940	34%
Bladensburg	3,499	75%
Bowie City	20,314	27%
Brandywine	2,975	24%
Brentwood	876	55%
Brock Hall	3,477	14%
Camp Springs	7,159	41%
Capitol Heights	1,405	50%
Cedarville	272	58%
Cheverly	2,353	36%
Chillum	10,912	58%
Clinton	12,744	26%
College Park City	7,096	54%
Colmar Manor	405	45%
Coral Hills	3,666	67%
Cottage City	450	62%
Croom	998	27%
District Heights City	1,972	50%
East Riverdale	3,998	63%
Edmonston	496	58%
Fairmount Heights	528	57%
Fairwood	1,912	10%
Forest Heights	889	53%
Forestville	4,340	53%
Fort Washington	8,311	27%
Friendly	3,193	21%
Glassmanor	6,473	68%
Glenarden City	2,145	48%
Glenn Dale	4,421	26%
Greenbelt City	9,272	55%
Hillcrest Heights	6,580	60%
Hyattsville City	6,535	56%
Kettering	5,224	34%
Konterra	1,026	33%
Lake Arbor	4,173	36%
Landover	8,044	70%
Landover Hills	545	51%
Langley Park	5,013	64%
Lanham	2,917	43%
Largo	4,038	41%
Laurel City	10,175	52%
Marlboro Meadows	1,301	40%
Marlboro Village	3,545	32%
Marlow Heights	2,250	59%
Marlton	3,396	33%
Melwood	1,400	43%
Mitchellville	3,664	26%

Prince George's County, 2016		
Town	Total HH	% ALICE & Poverty
Morningside	569	49%
Mount Rainier City	3,397	70%
National Harbor	1,629	50%
New Carrollton City	4,235	55%
North Brentwood	154	42%
Oxon Hill	6,963	48%
Peppermill Village	1,681	47%
Queen Anne	391	21%
Queensland	630	16%
Riverdale Park	1,978	53%
Rosaryville	3,560	20%
Seabrook	5,688	53%
Seat Pleasant City	1,569	61%
Silver Hill	2,246	61%
South Laurel	9,549	51%
Springdale	946	36%
Suitland	9,482	61%
Summerfield	5,202	48%
Temple Hills	3,068	56%
University Park	923	16%
Upper Marlboro	310	37%
Walker Mill	4,538	55%
West Laurel	1,473	25%
Westphalia	2,790	34%
Woodlawn	2,122	55%
Woodmore	1,382	15%

Note: Municipal-level data on this page is 5-year averages for Incorporated Places. Totals will not match county-level numbers because some places cross county borders, data is not available for the smallest places, and county-level data is often 1-year estimates..

PRINCE GEORGE'S COUNTY, MD, 2016

ALICE HOUSEHOLD SURVIVAL BUDGET

	Single Adult	Married Couple	1 Adult, 1 School-Age Child	1 Adult, 1 Infant	2 Adult, 2 School-Age Children	2 Adults, 1 Infant, 1 Preschooler
Housing	\$1,307	\$1,402	\$1,402	\$1,402	\$1,623	\$1,623
Child Care	\$-	\$-	\$420	\$813	\$840	\$1,485
Food	\$182	\$414	\$344	\$287	\$691	\$603
Transportation	\$116	\$116	\$116	\$116	\$172	\$172
Health Care	\$229	\$459	\$579	\$463	\$860	\$860
Miscellaneous	\$234	\$298	\$343	\$389	\$485	\$561
Technology	\$55	\$75	\$55	\$55	\$75	\$75
Taxes	\$452	\$511	\$511	\$633	\$592	\$793
Monthly Total	\$2,575	\$3,275	\$3,770	\$4,158	\$5,338	\$6,172
Annual Total	\$30,900	\$39,300	\$45,240	\$49,896	\$64,056	\$74,064
Hourly Wage	\$15.45	\$19.65	\$22.62	\$24.95	\$32.03	\$37.03

Note: The budgets reflect different costs based on the age of children in the household; full-day care for infants and preschoolers (4-year-old) and after school care for school-age children. To create budgets for additional family types: For an additional infant, increase the total budget by 16 percent; for an additional 4-year-old, by 14 percent; and for a school-age child, by 9 percent.

Source: U.S. Department of Housing and Urban Development; U.S. Department of Agriculture; Bureau of Labor Statistics; Internal Revenue Service; Tax Foundation; and Maryland Family Network, 2016.

ALICE HOUSEHOLD STABILITY BUDGET

	Single Adult	Married Couple	1 Adult, 1 School-Age Child	1 Adult, 1 Infant	2 Adult, 2 School-Age Children	2 Adults, 1 Infant, 1 Preschooler
Housing	\$1,402	\$1,623	\$1,623	\$1,623	\$1,632	\$1,632
Child Care	\$-	\$-	\$456	\$1,006	\$912	\$1,739
Food	\$360	\$775	\$679	\$513	\$1,366	\$1,182
Transportation	\$267	\$604	\$604	\$604	\$895	\$895
Health Care	\$304	\$728	\$1,057	\$1,057	\$1,280	\$1,280
Miscellaneous	\$244	\$386	\$453	\$491	\$621	\$686
Savings	\$244	\$386	\$453	\$491	\$621	\$686
Technology	\$109	\$129	\$109	\$109	\$129	\$129
Taxes	\$732	\$1,060	\$1,047	\$1,146	\$1,674	\$2,128
Monthly Total	\$3,662	\$5,691	\$6,481	\$7,040	\$9,130	\$10,357
Annual Total	\$43,944	\$68,292	\$77,772	\$84,480	\$109,560	\$124,284
Hourly Wage	\$21.97	\$34.15	\$38.89	\$42.24	\$54.78	\$62.14

Note: The budgets reflect different costs based on the age of children in the household; full-day care for infants and preschoolers (4-year-old) and after school care for school-age children. To create budgets for additional family types: For an additional infant, increase the total budget by 14 percent; for an additional 4-year-old, by 10 percent; and for a school-age child, by 7 percent.

Source: U.S. Department of Housing and Urban Development; U.S. Department of Agriculture; Bureau of Labor Statistics; Internal Revenue Service; Tax Foundation; and Maryland Family Network, 2016.

Reference: UnitedWayALICE.org

The United Way ALICE Project is a collaboration of United Ways in Connecticut, Florida, Hawai'i, Idaho, Indiana, Iowa, Louisiana, Maryland, Michigan, New Jersey, New York, Ohio, Oregon, Texas, Virginia, Washington, and Wisconsin.

